




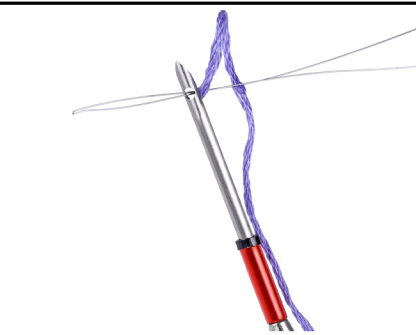
**Step 1:** Insert floss through a long loop threader




**Step 2:** Attach the punch needle head to the interchangeable handle



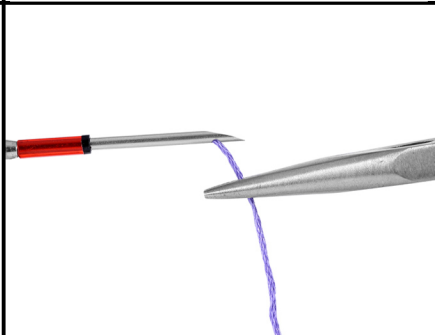
**Step 3:** Insert threader with floss through the hollow stem of handle and up through the pointed tip of the needle




**Step 4:** With the floss still attached, insert the threader into the eye of the needle



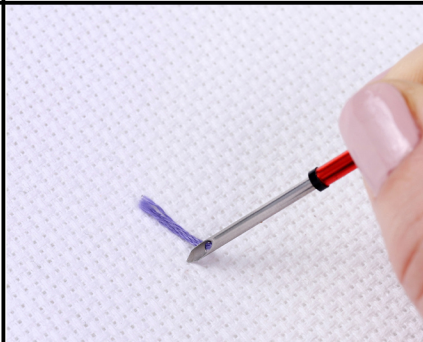
**Step 5:** Using threader, pull the floss completely through the eye



**Step 6:** If needed, use nose pliers to pull floss through eye of needle



**Step 7:** Threading is now complete



**Step 8:** Ready to pierce and punch through cloth

